



APR 23 • 3:00 PM CEST / 9:00 AM EDT

Migrating from Microsoft 365 to Nextcloud Hub 10

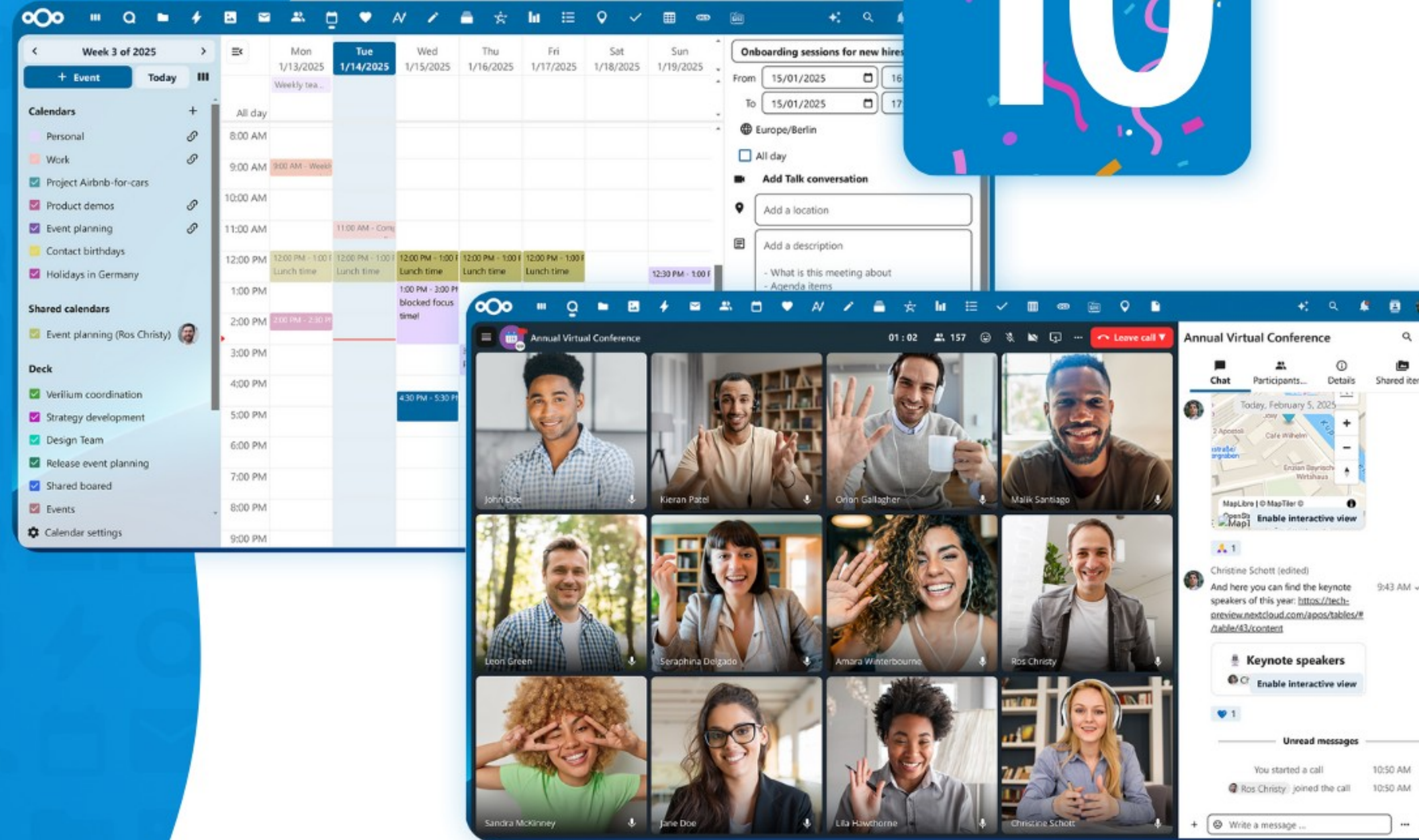
Technical best practices



Eric Fischer
Sales Engineer



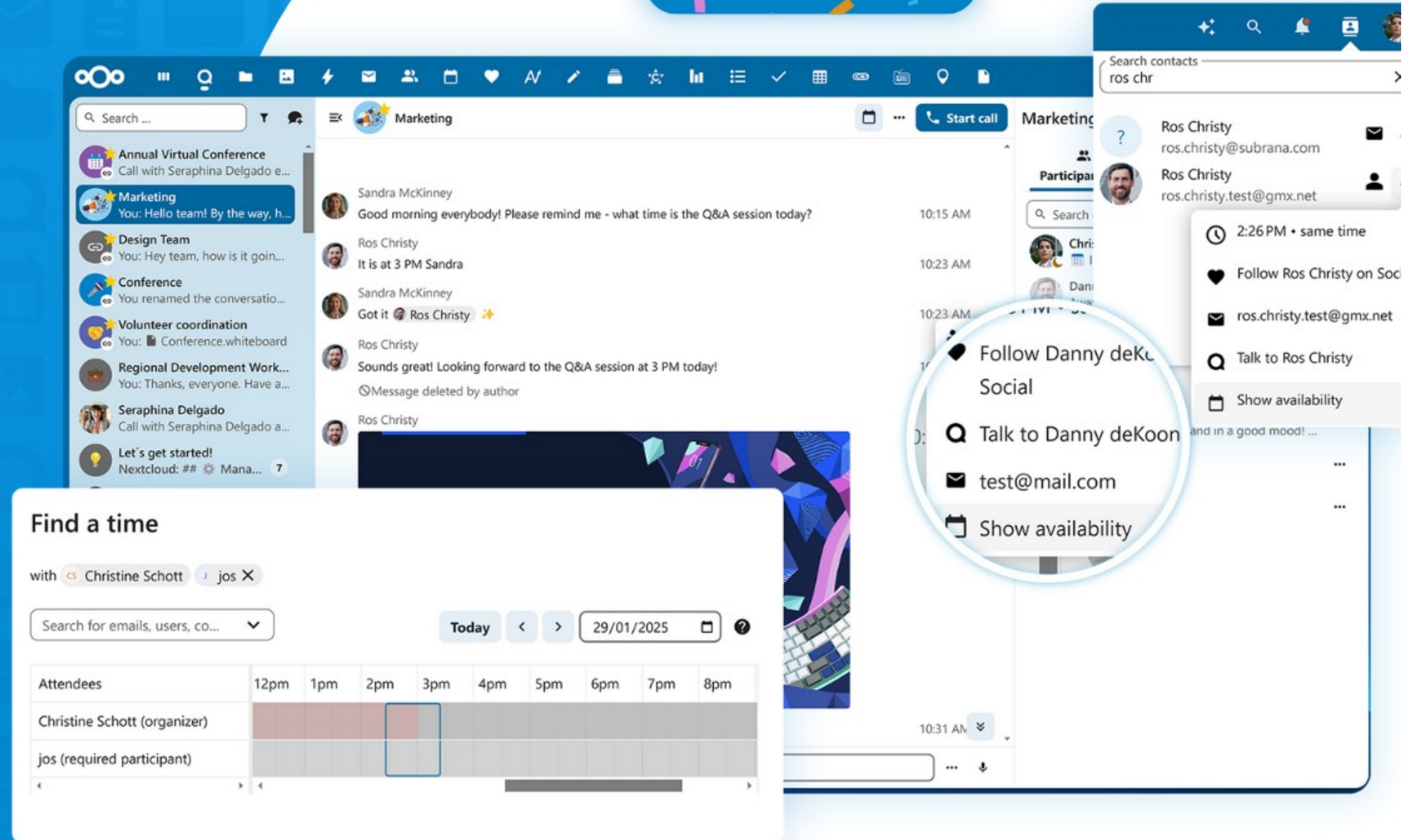
Salvatore Perino
Marketing Manager





Nextcloud Hub 10

The secure and private
alternative to Microsoft 365



Today's speakers



Eric Fischer

Sales Engineer at Nextcloud
eric.fischer@nextcloud.com



Salvatore Perino

Marketing Manager at Nextcloud
salvatore.perino@nextcloud.com



Webinar housekeeping

- ✓ Disable sound notifications:
Sidebar → Settings → Sound
- ✓ Please ask your questions in the chat
- ✓ We will answer questions at the end
- ✓ If you have issues, try refreshing the page
- ✓ Webinar will be recorded and distributed





MAY 5 • 3:00 PM CEST / 9:00 AM EDT

Getting started with Nextcloud Enterprise

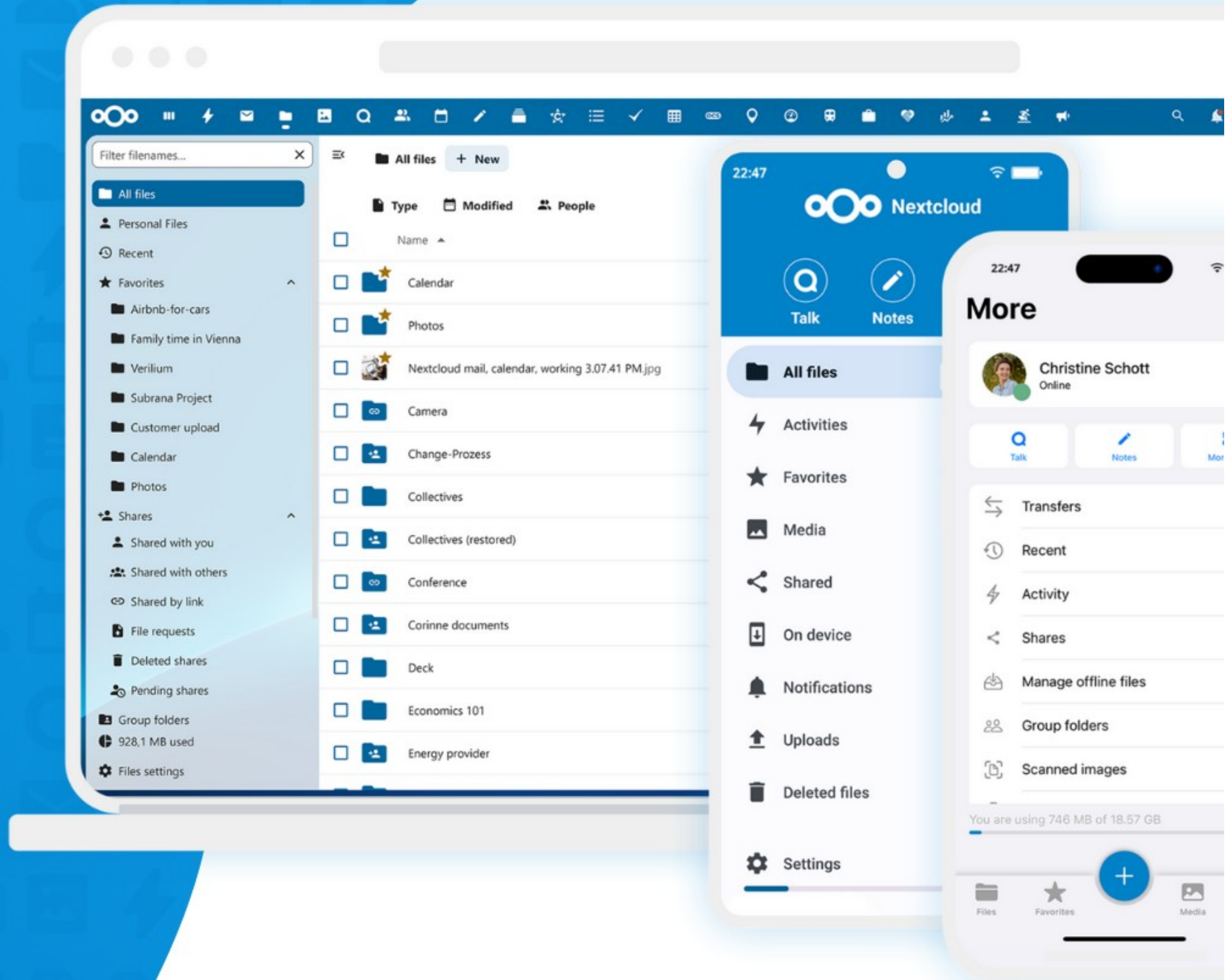
The secure private cloud collaboration platform you control.



Alexander Müller
Sales Engineer



Viktor Nagornyy
Marketing Manager





Nextcloud Summit 2025

The digital sovereignty revolution starts here

June 5th 2025 | Munich, Germany



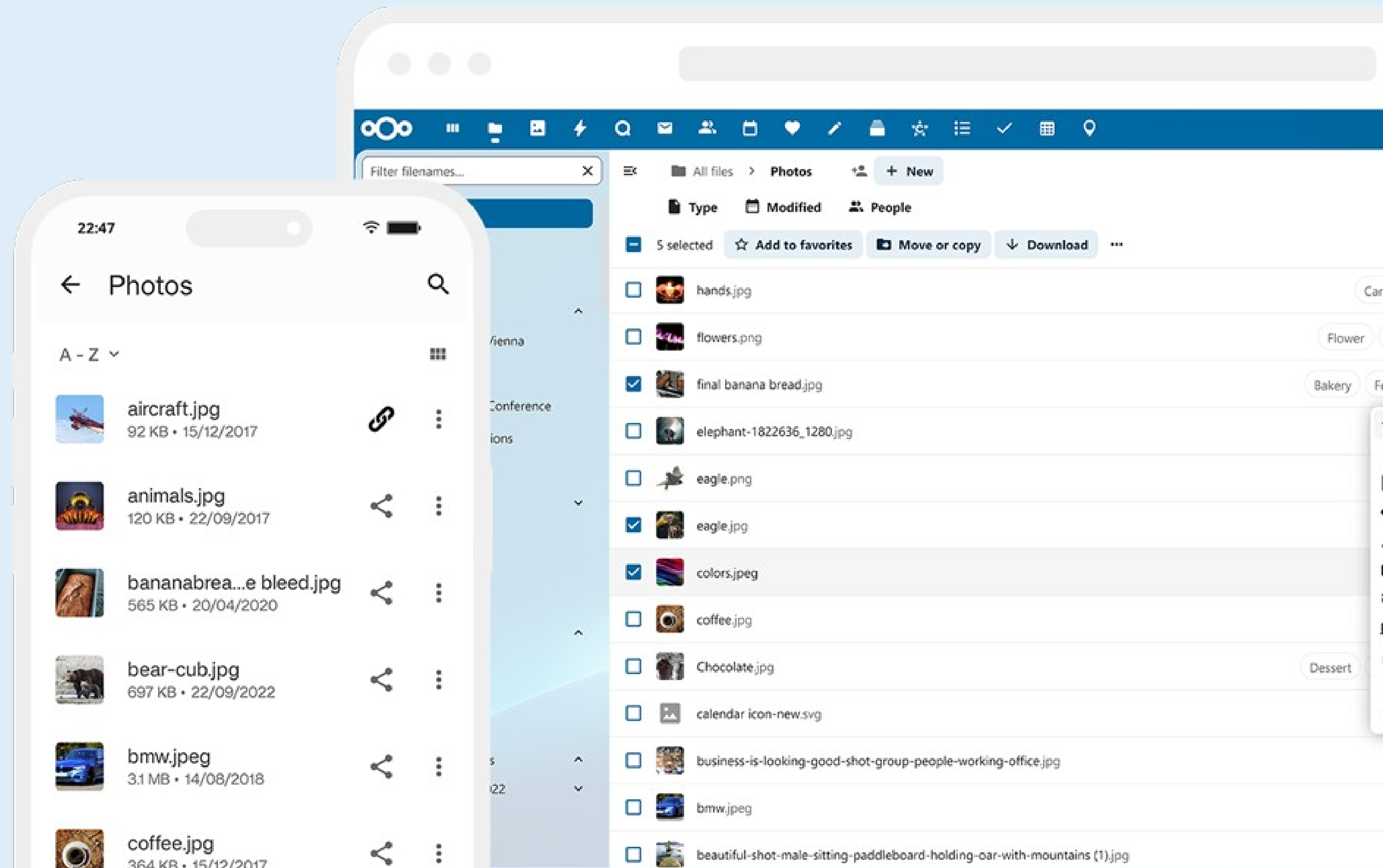
EXCLUSIVE

Sign up for **FREE** now with the code
SUMMIT2025WEBPASS

nextcloud.com/summit/

Webinar agenda

1. Why consider migrating?
2. Differences
3. Migration strategies
4. Interoperability during migration
5. Data migration
6. Q&A




1 | Why consider migrating?



Data privacy, compliance and vendor lock-in

- ✓ Limited control on data stored on foreign servers
- ✓ Struggles and risks with data protection laws (GDPR)
- ✓ Subscription-based pricing with frequent cost increases
- ✓ Dependency on Microsoft's ecosystem
- ✓ Lock-in to proprietary formats restricting interoperability



2 | Differences between M365 and Nextcloud



Nextcloud Hub 10 vs. Microsoft 365



- ✓ On premise + private cloud
- ✓ Open source software
- ✓ Fully GDPR compliant
- ✓ Install only required apps
- ✓ No unwanted updates



Cloud only
Proprietary software
GDPR concepts necessary
Difficult to deactivate default apps
New features without notice



Apps comparison

examples



OneDrive



Files

MS Office 365



Office

Planner



Deck

MS Teams



Talk & Nextcloud Teams

Whiteboard



Whiteboard

Lists



Tables

Power Apps & Power Automate



Flow (Windmill)

Copilot



Assistant



Software components



Active Directory

ADFS or Entra ID

Exchange Mail Server

MS Project

Native Apps



OpenLDAP

Keycloak

Dovecot, Stalwart

OpenProject


Talk, Files, Notes (for mobile only),
responsive web apps, open and standard
APIs → many third party apps available
+ we are working on more apps



3 | Migration strategies



Success factors of migrations



Basic migration strategies

Big Bang


Migrate the whole organization in one step. Suitable if you can reach everyone for support. However not recommended most of the time.



BANG

Step-by-step

Migrate by department, by app or other steps. Takes a lot longer than a big bang and two solutions have to be used in parallel. But more controllable since you learn from step to step.



Step-by-step substrategies

By department

Migrate one department after another. You need to make sure that different departments can still work together.

By app

Migrate e.g. OneDrive to Files first (for the whole organization), then Teams to Talk/Teams.
Interoperability between M365 and Nextcloud has to be ensured.

Early adopters to ambassadors

Give early adopters the tools first and let them work on the concepts with you. They'll become ambassadors to the other users. This is a mix of by department and by app regarding dis- and advantages. Can be combined with other strategies.

Planning the project

M365 deletion time

Microsoft deletes data 90 days after contract cancellation. So the migration should be done until you plan to cancel the contract.

Set the goals

Every project needs clear and timed goals. Since there are different tools you can do the migration with, you need to decide for the best according to your goals. This also includes the financial frame.

Plan (far) in advance

A big migration is never an easy thing to do. Make a realistic plan in advance and communicate it to be prepared and have your decision makers on the same page. Talk to possible partners early!

Stay realistic

There might be the urge to get everything done within a few months. But this is ambitious and increases the risk of failing and unhappy users (depending on the user count).

4 | Interoperability during step by step migration



M365/Nextcloud interoperability



Sendent features

Outlook integration

Directly send files from Nextcloud, create password protected shares, send password protected mails. Schedule Talk meetings from Outlook as you are used to with MS Teams.

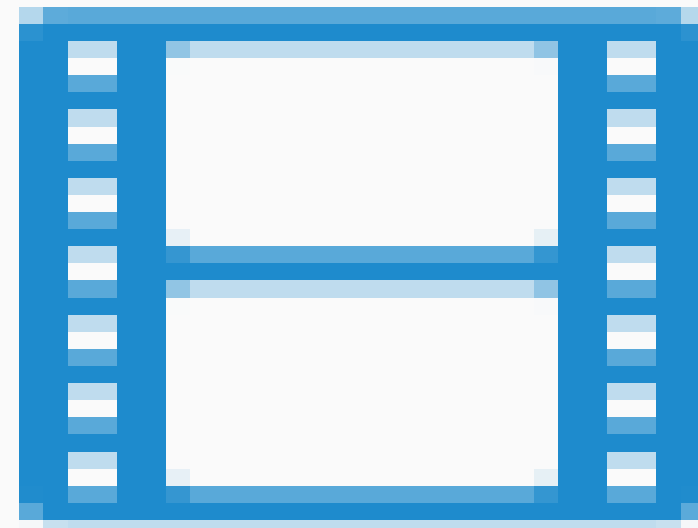
MS Teams integration

Share files from Nextcloud directly in Teams.

Exchange connector

Sync calendars, contacts and tasks between Nextcloud and Exchange.

Sendent in action



Use Sendent for...

... by app migrations

Everyone can continue using known Microsoft software, but files will already be available in Nextcloud. With that done, new apps can be introduced more easily.

... a quick reaction

Nextcloud as a file storage backend can be implemented pretty quickly and without disruptive changes with Sendent.

... supporting your early adopters

Early adopters can use Nextcloud, but are still able to communicate in MS Teams. Side effect: Other users will already receive files in Nextcloud and see the tool.

... gaining sovereignty

Store your files in Nextcloud and continue using MS Teams and Outlook. If something happens, you are ready to make the switch.

5 | Data migration



Major steps for data migration

Know your usage

First of all, you need to know **what and how** you are using M365. Ask your users: often they use different things or things differently than you think!

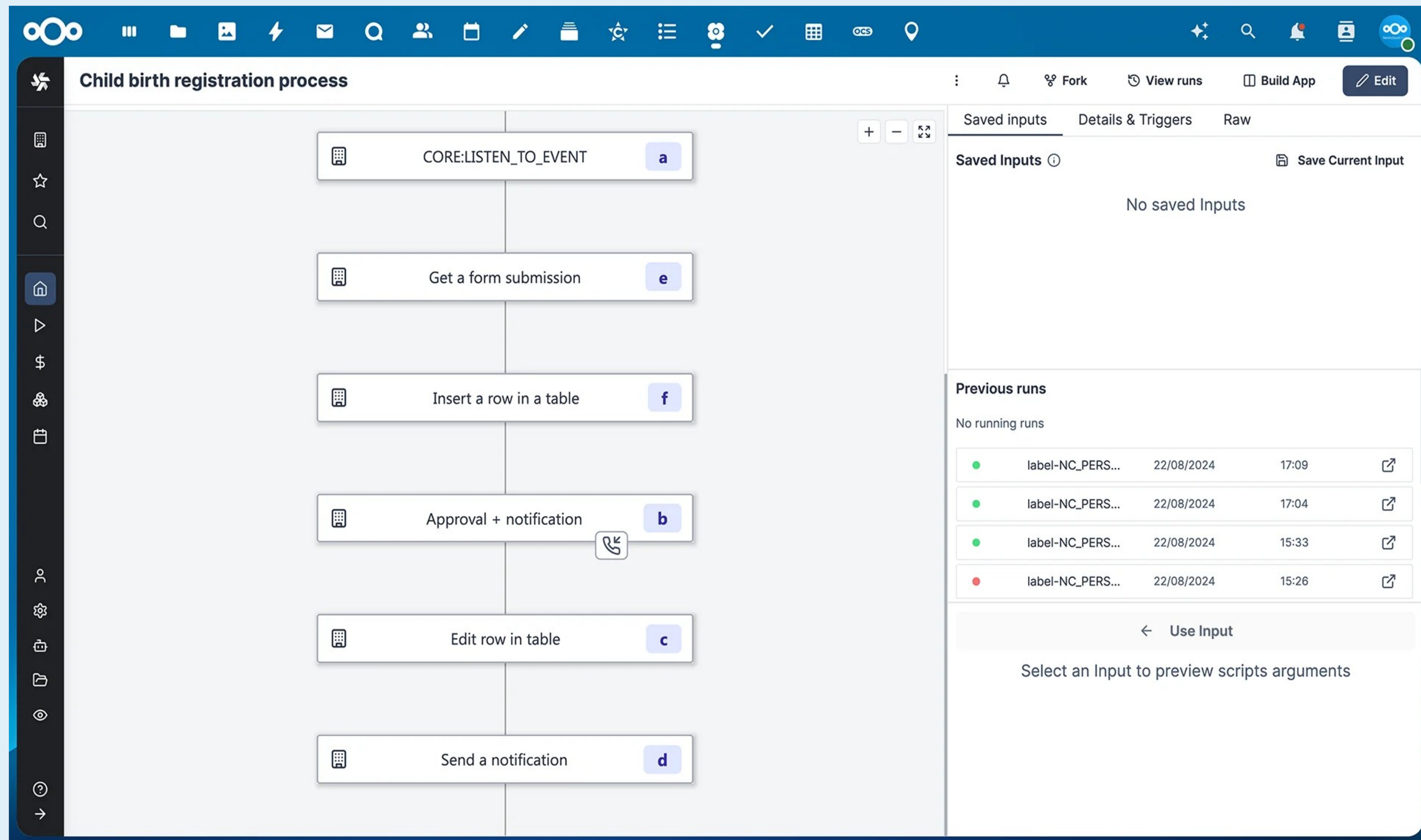
Make a concept

Think about how you want to use Nextcloud. This defines, where data needs to be imported.

Migrate

The technical migration is the last step and should be well prepared.

Doing it on your own



The screenshot displays the Nextcloud Flows editor interface. The main workspace shows a vertical workflow titled "Child birth registration process". The workflow consists of the following steps:

- 1. CORE:LISTEN_TO_EVENT (labeled 'a')
- 2. Get a form submission (labeled 'e')
- 3. Insert a row in a table (labeled 'f')
- 4. Approval + notification (labeled 'b')
- 5. Edit row in table (labeled 'c')
- 6. Send a notification (labeled 'd')

On the right side of the interface, there are two panels:

- Saved inputs:** Shows "No saved Inputs" with a "Save Current Input" button.
- Previous runs:** Shows "No running runs" and a table of past executions.

Status	Label	Date	Time	Action
●	label-NC_PERS...	22/08/2024	17:09	↗
●	label-NC_PERS...	22/08/2024	17:04	↗
●	label-NC_PERS...	22/08/2024	15:33	↗
●	label-NC_PERS...	22/08/2024	15:26	↗


Below the table, there is a section titled "Use Input" with the text "Select an Input to preview scripts arguments".

Build your own migration tools with Nextcloud Flows

Nextcloud Flows already integrates many features from Nextcloud and Microsoft offers endpoints to fetch data. Both can be combined in a Workflow to move the data. This can also be used for other third party tools.

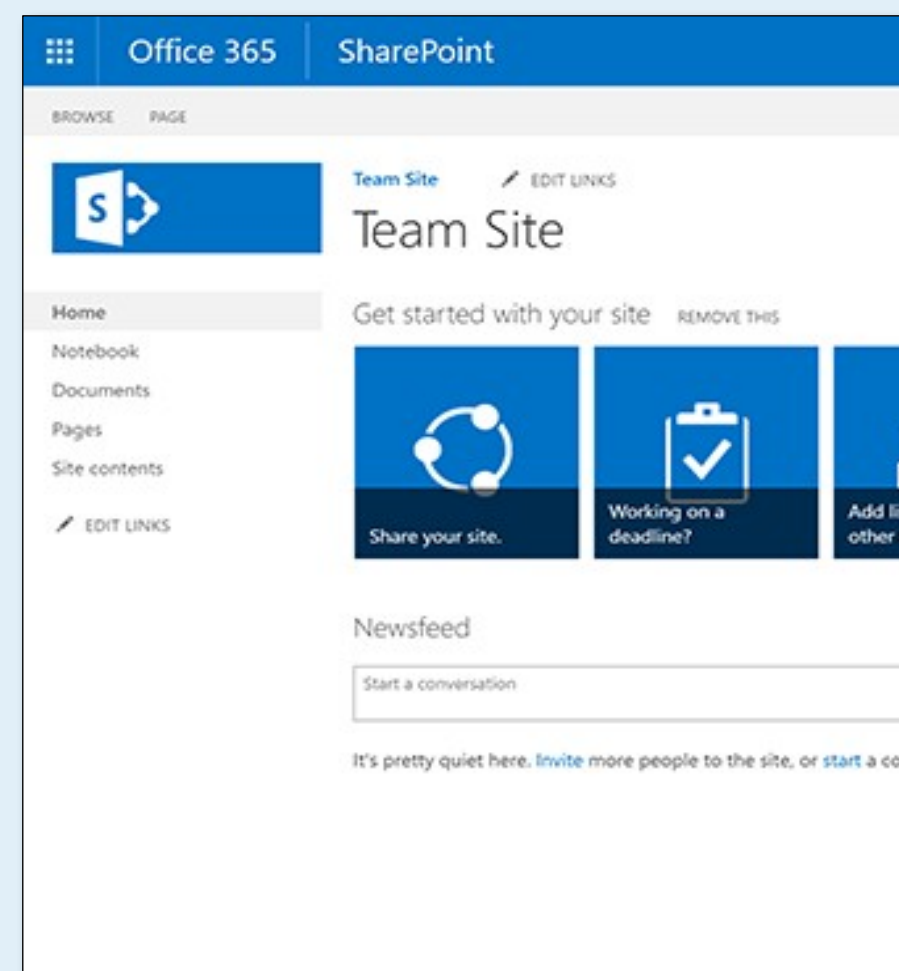
Keep in mind that the migration would be completely your responsibility.


Our partner for migrations



audriga

Our partner for migrations





aUDR EMAIL MIGRATION

INTRODUCTION



Migration progress

Migration task finished

Details

Migration start:
Migration finished:
Files
Order number

Account status

 dengler@audriga...  /NormalSharedFo...

Delta migration

Protocol

Log summary

Progress (PIM)

Job:	dengler@audriga.dehosted → /NormalSharedFolder
Status	Migration job done
Migration start:	2/9/23, 12:12 PM
Migration finished:	2/9/23, 12:14 PM
Files migrated:	15
General errors:	0

Refresh

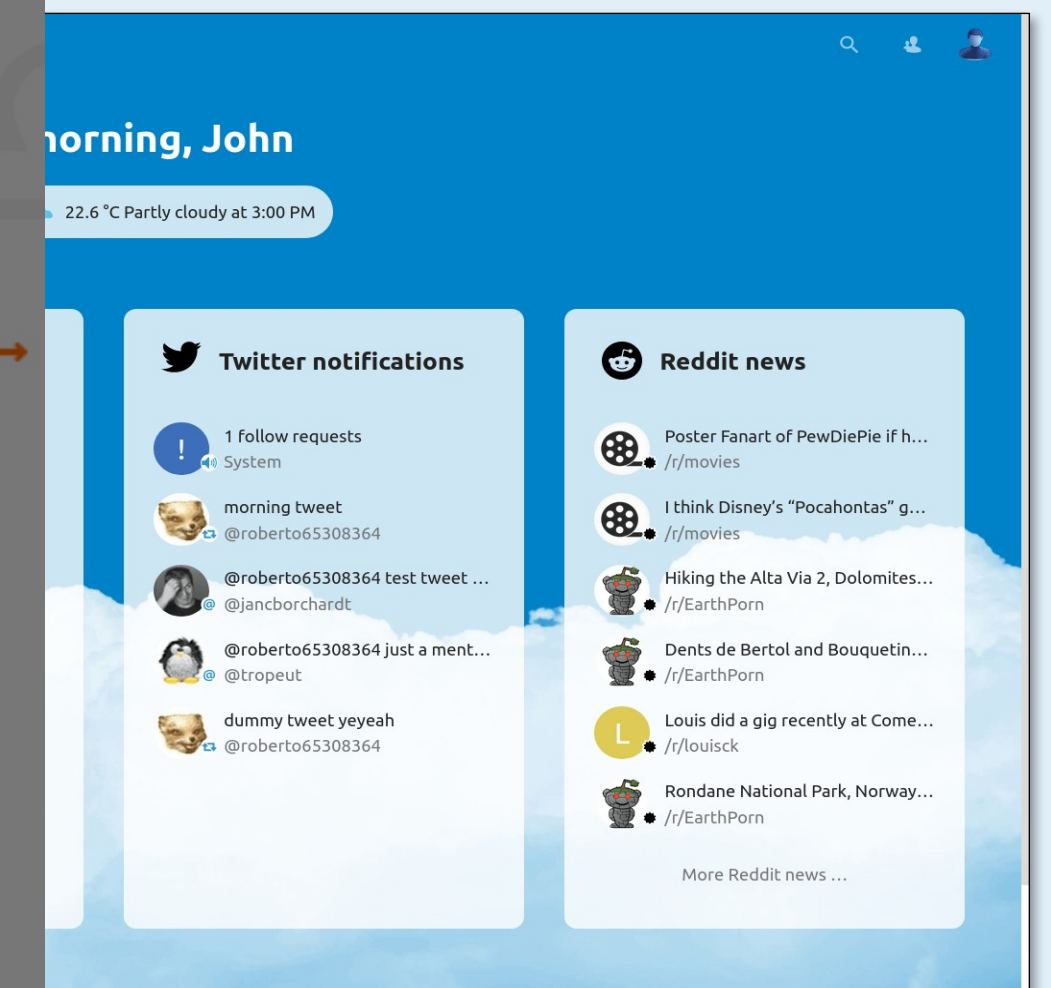
Close

15 (1 MB)
c9cc560c-e8bf-435d-aa81-7c1b7e862720

1 MB

✓

Protocol



Recommended setup



Test

Prod

... for larger organizations.

A test installation makes it possible to

- let your early adopters play around with uncritical data.
- test migration steps, workflows and updates (if you want)

It adds a lot to availability and stability of the production instanced. Enterprise licenses can be used across multiple instances.

6 | Q&A session

